



# PHOENIX FOUNDRY

North American  
Product Catalog 2020

MADE BY HAND IN



FOR THE WORLD

[www.phoenixfoundry.com](http://www.phoenixfoundry.com)  
[orders@phoenixfoundry.com](mailto:orders@phoenixfoundry.com)



**PHOENIX**





RECEPTION  
←



# Contents

---

Product lines .....	3
<b>BURIAL .....</b>	<b>4</b>
Bronze Image Range .....	5
Sculpture Series Range .....	7
Artisan Range .....	23
Standard Range .....	27
<b>CRYPT AND NICHE .....</b>	<b>29</b>
Bronze Image .....	29
Columbarium Wreaths .....	31
Flower and Tree Series .....	33
Woodgrain Series .....	35
<b>SCOLLS AND DATE TABS .....</b>	<b>37</b>
<b>DESIGN FEATURES .....</b>	<b>41</b>
Plaque size .....	42
Edge options .....	42
Design borders .....	43
Background color .....	44
Font Styles / Sizes .....	44
Emblems .....	46
<b>VASES .....</b>	<b>47</b>
<b>PORTRAITS .....</b>	<b>49</b>
<b>ARTISTIC DESIGN .....</b>	<b>51</b>
Bronze Granite Combination .....	51
Flowers Range - Poppy Wreaths .....	53
Group Memorial Tree .....	55
<b>ARCHITECTURAL PLAQUES .....</b>	<b>57</b>

# Product lines



## Bronze Image Range

Incorporates images provided by the customer to create a unique memorial that will have relevance and significance.



## Sculpture Series Range

Set range of custom designed bas relief scenes covering a wide range of topics. Ranges include General Scenes, Religious Scenes, Holy Patrons and Stations of the Cross. Scenes are available in a number of sizes to suit your requirements.



## Artisan Range

Custom range of flat relief art scenes designed by Phoenix's talented design staff. Choose from the range of scenes available or talk to us about a custom range to suit your region and customer base.



## Standard Range

Build up your design from scratch in this range with selection of edges, borders, emblems and colors.



# Burial



## Bronze Image Range



# Integrated Bronze Image

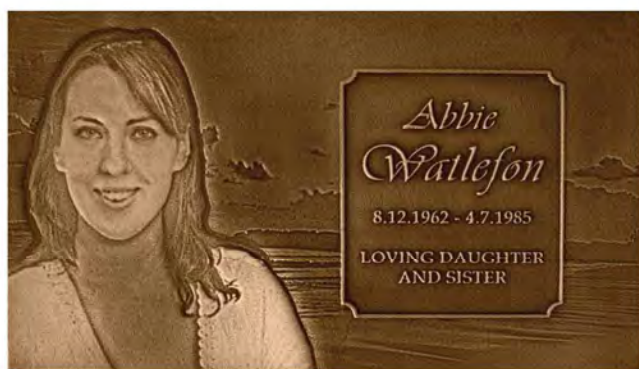
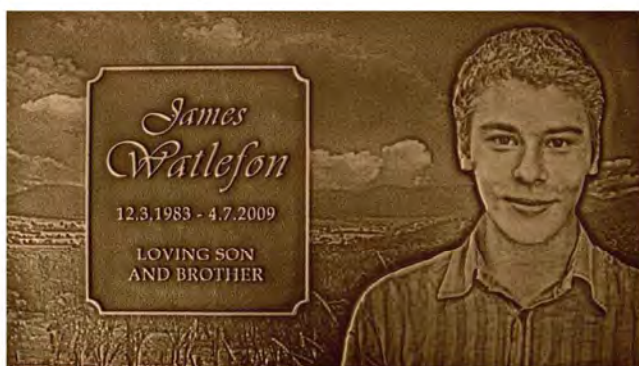


Memorial that incorporates an individual portrait, inscription and a choice of 3 backgrounds:

- Leatherette
- Country
- Beach

Features:

- Provide one personal photo (minimum size 300 dpi)
- Choose from four edges: Rock, Woodgrain, Bevel or Straight
- Available in all sizes
- Inscription in any font
- Add flat relief emblems





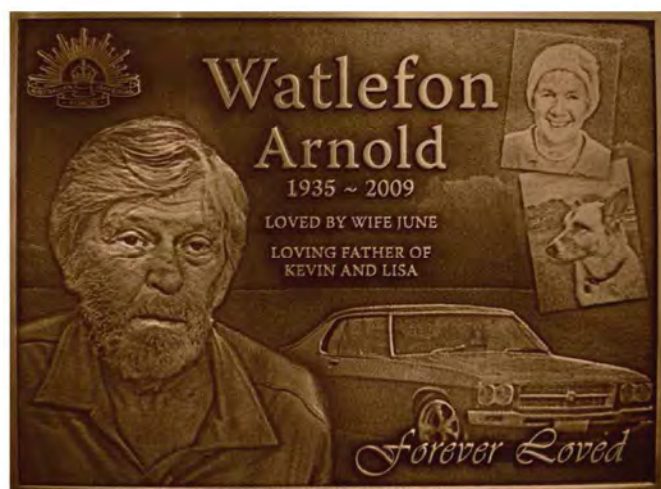
# Fully Integrated Bronze Image



Personalized memorial that incorporates images to make a custom design plaque.


## Features:

- Provide Personal Photos (minimum 300 dpi)
- 3 photos for plaques 15"x11" and smaller
- 4 photos for plaques larger than 15"x11"
- Choose from four edges: Rock, Woodgrain, Bevel or Straight
- Available in all sizes
- Inscription in any font
- Add flat relief emblems





# Burial

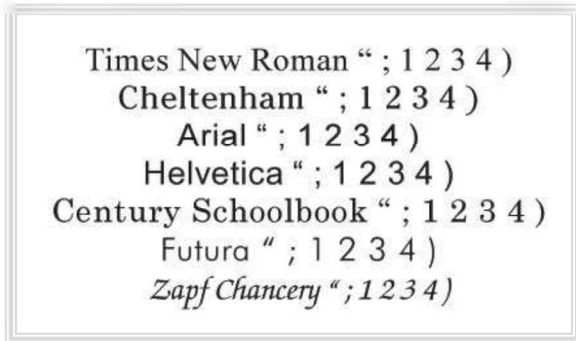


## Sculpture Series Range



# Features

## Fonts



## Foreign Inscription

Non-english languages such as:  
 Hebrew, Armenian, Greek, Russian, Asian,  
 Farsi and other non-english characters.



## Colors

PHOENIX PURPLE Code PP	FERGUSON RED Code FR
CASINO BLUE Code CB	NAVY BLUE Code NB
BURGUNDY Code BC	MAROON Code MC
TURQUOISE Code TQ	BLACK Code BM
HOLLY GREEN Code HG	DARK GREEN Code DG
DARK BROWN Code DB	PHOENIX BROWN Code XX
BROWN GOLD Code BG	BLACK CHERRY Code BCC

## Edges

Rock


Painted Bevel

Polished Bevel

Woodgrain

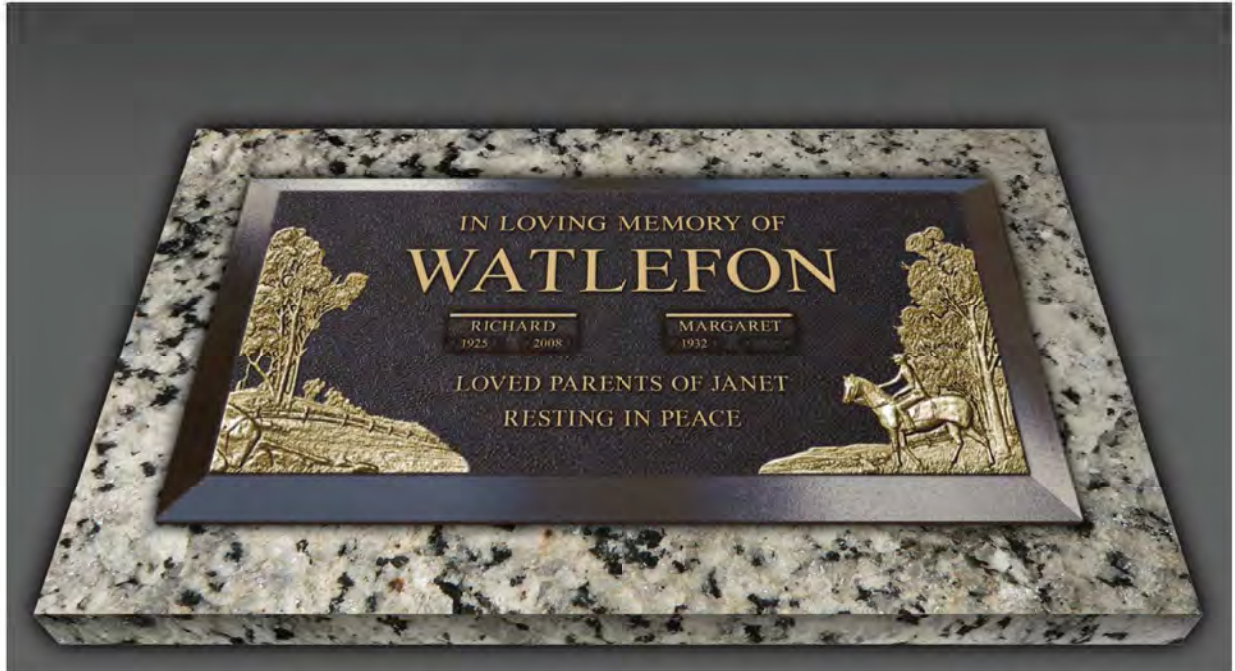
Straight

Hammered





# General Scenes



\* Affinity



\* Dogwood

*Note: (All images shown on 24x14 marker for representation purposes only. Designs are available in all sizes and edge variations)*



# General Scenes



\* Dolphins



\* Fairies

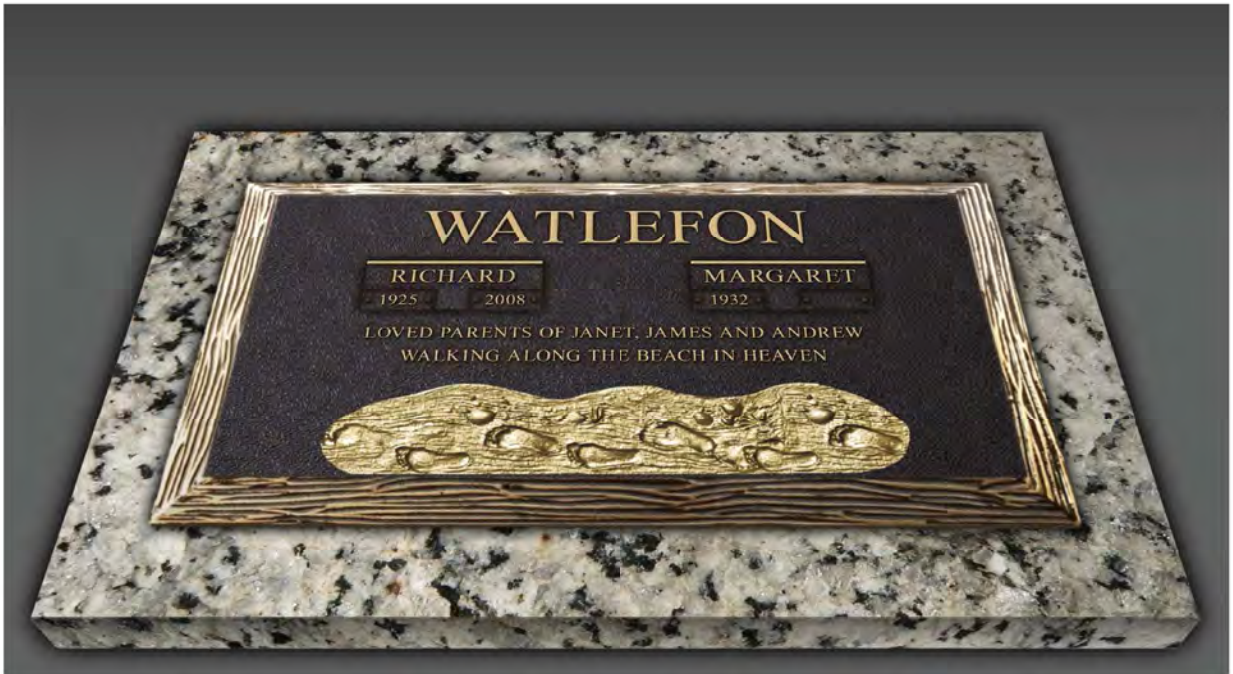
*Note: (All images shown on 24x14 marker for representation purposes only. Designs are available in all sizes and edge variations)*



# General Scenes



\* Flannel Flowers



\* Footprints

*Note: (All images shown on 24x14 marker for representation purposes only. Designs are available in all sizes and edge variations)*



# General Scenes



\* Mountain Scene



\* Peacefulness

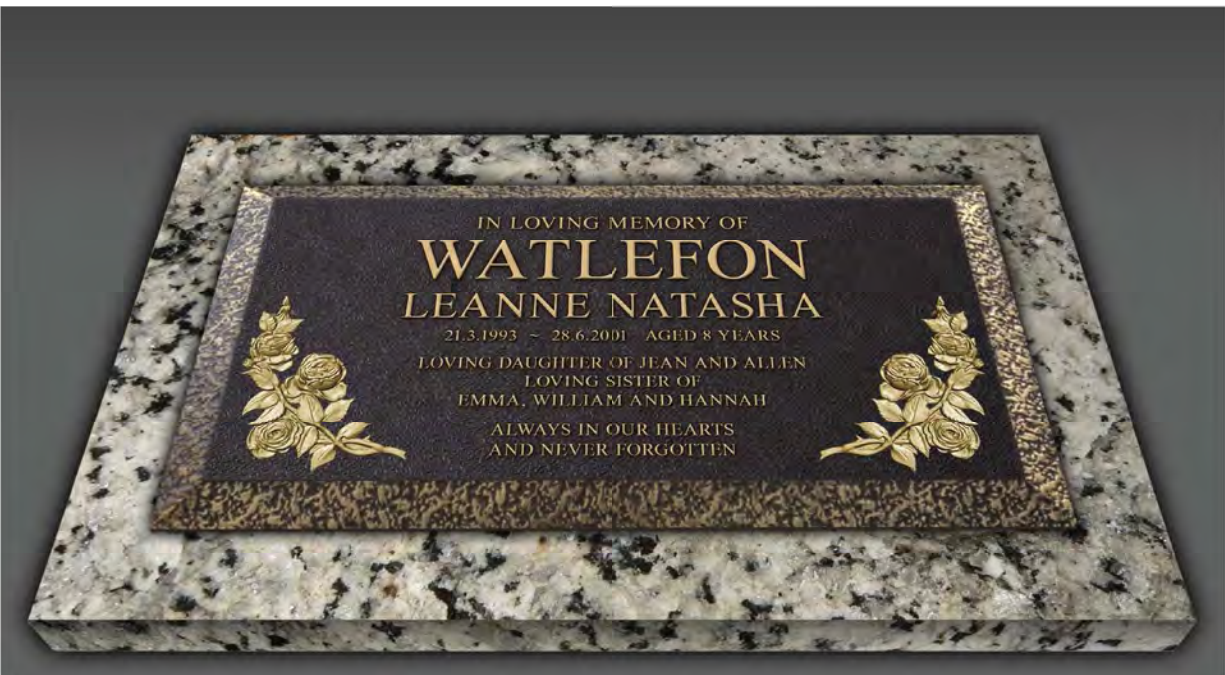
*Note: (All images shown on 24x14 marker for representation purposes only. Designs are available in all sizes and edge variations)*



# General Scenes



\* Rose Buds



\* Roses Climbing

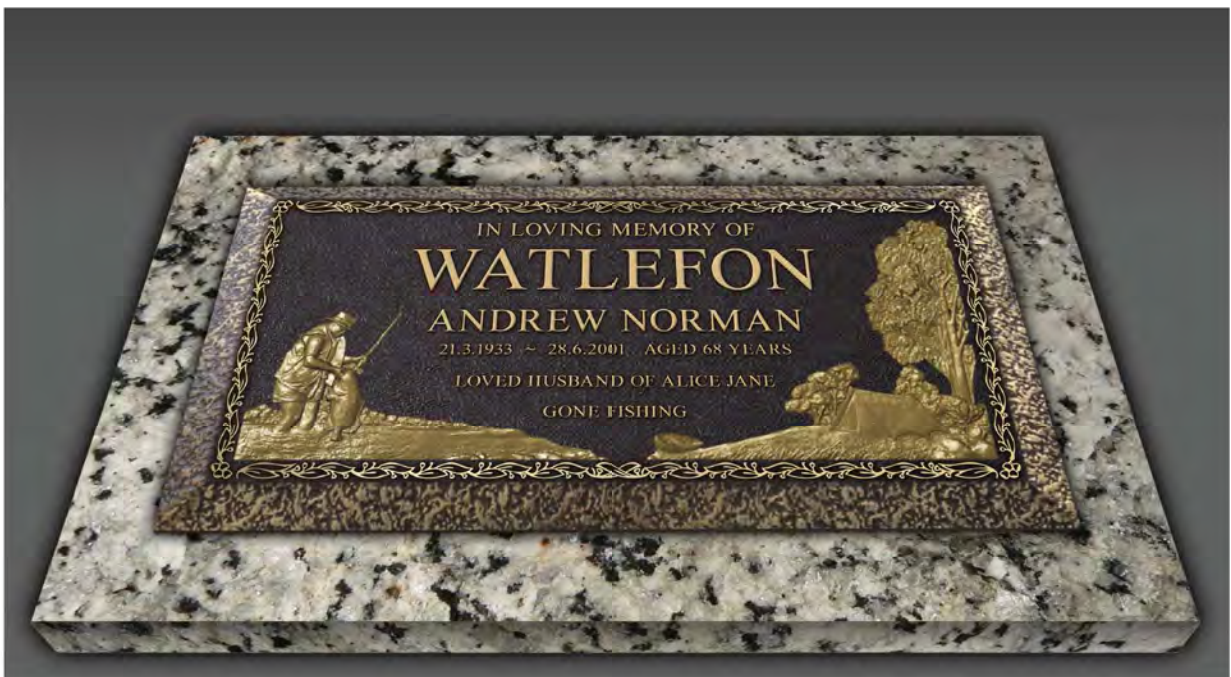
*Note: (All images shown on 24x14 marker for representation purposes only. Designs are available in all sizes and edge variations)*



# General Scenes



\* Togetherness



\* Holiday Memories

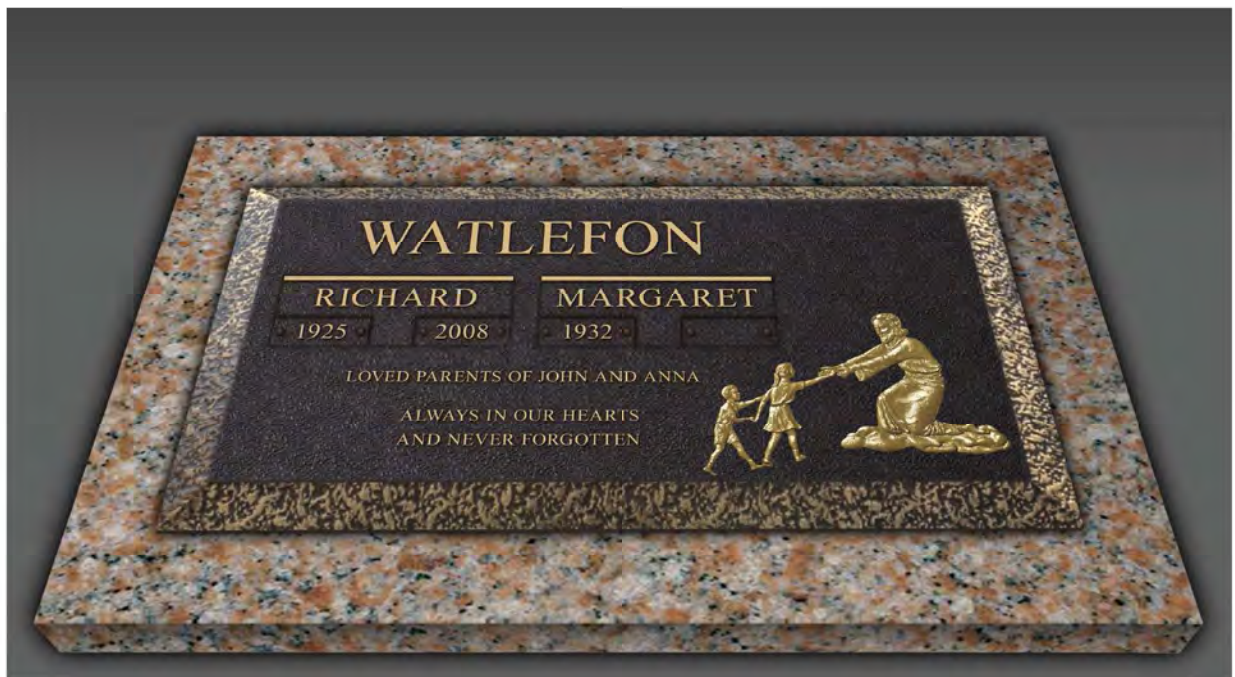
*Note: The scenes above are a select range of chosen designs from our design team and are available in all sizes, edges, borders, scrolls and emblems in each scene can be removed or swapped to create a unique individual or companion memorial. Alternatively a blank canvas can be used in any size or edge style to suit your requirements.*



# Religious Scenes



\* Angel Reaching Out



\* Caring Hands

*Note: (All images shown on 24x14 marker for representation purposes only. Designs are available in all sizes and edge variations)*



# Religious Scenes



• Church on the Hill



• Crucifixion

*Note: (All images shown on 24x14 marker for representation purposes only. Designs are available in all sizes and edge variations)*



# Religious Scenes



\* Dove of Peace

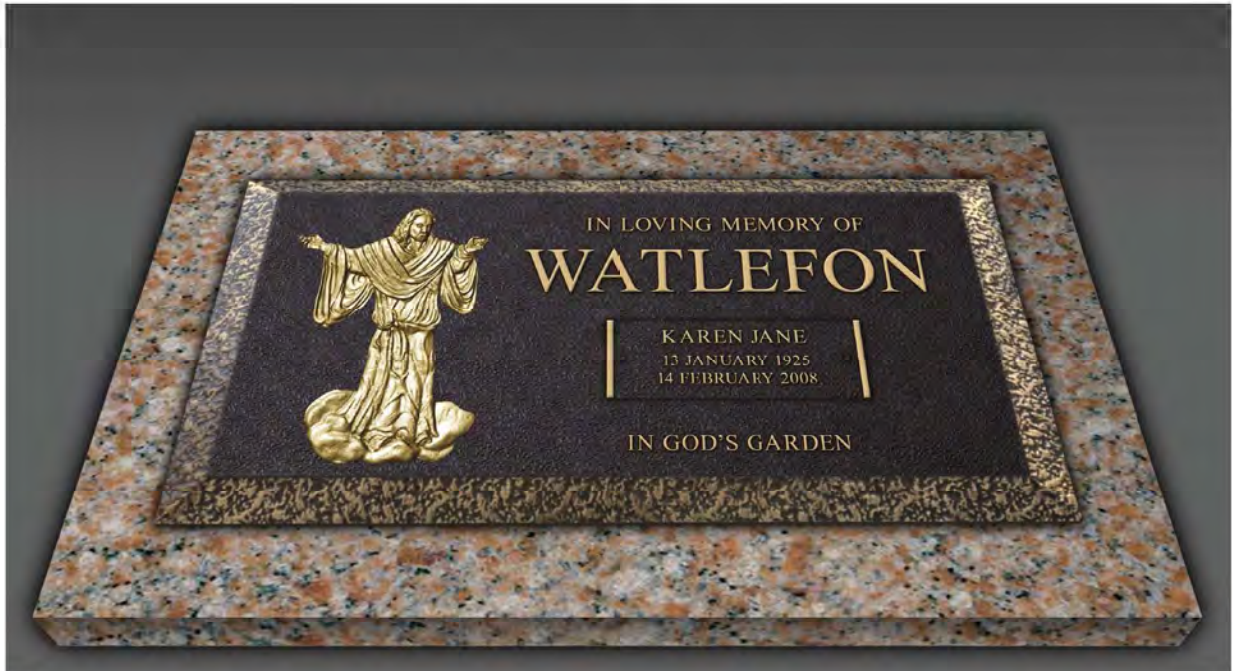


\* Hands in Prayer

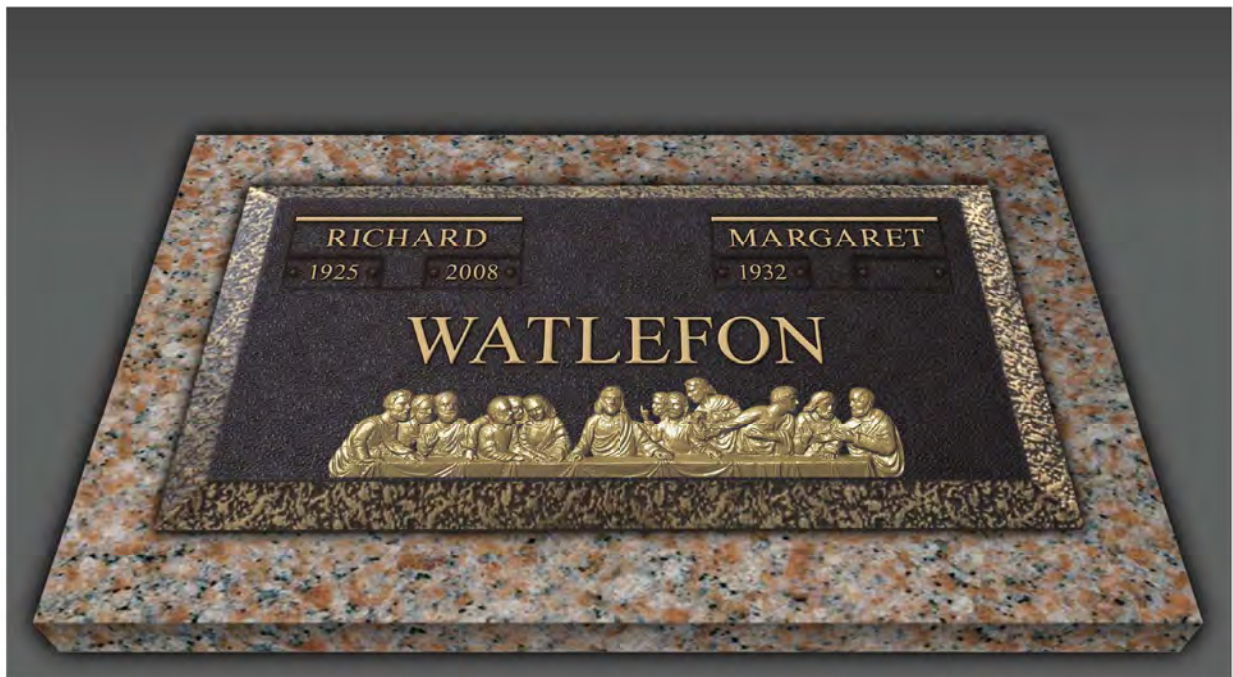
*Note: (All images shown on 24x14 marker for representation purposes only. Designs are available in all sizes and edge variations)*



# Religious Scenes



\* Jesus



\* Last Supper

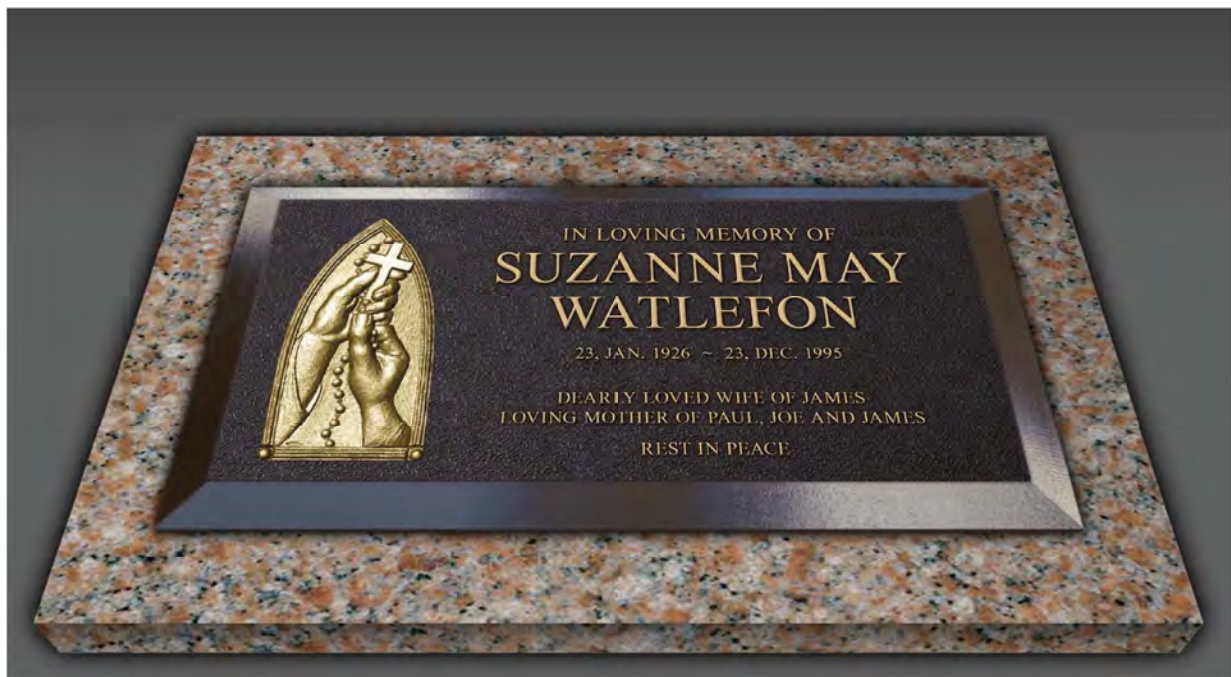
*Note: (All images shown on 24x14 marker for representation purposes only. Designs are available in all sizes and edge variations)*



# Religious Scenes



\* Pieta



\* Rosary

*\* Note: The "Sculpture Series Range" of markers offers design flexibility to help create a unique memorial. Due to the design process this range of memorials also offers unlimited inscription to help personalize the memorial.*



# Holy Patron Scenes



\* Holy Patron - Blessed Mother



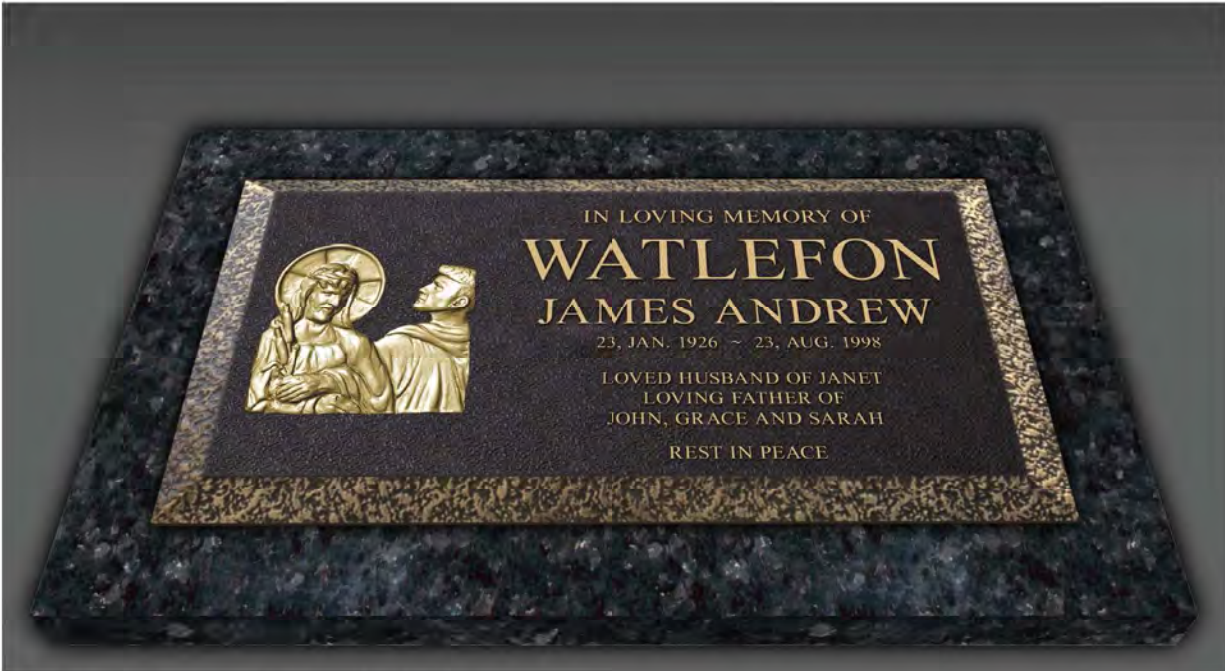
- a Infant of Prague
- b Jesus Merciful Redeemer
- c Our Lady of Mt Carmel
- d Sacred Heart

- e St Anthony
- f St Francis
- g St Paul

*Note: (All images shown on 24x14 marker for representation purposes only. Designs are available in all sizes and edge variations)*



# Stations of the Cross Scenes



\* Station 1 - Jesus condemned to death



\* Station 2 - Jesus is given his cross

*Note: (All images shown on 24x14 marker for representation purposes only. Designs are available in all sizes and edge variations)*



# Stations of the Cross Scenes



Station 3



Station 4



Station 5



Station 6



Station 7



Station 8



Station 9



Station 10



Station 11



Station 12



Station 13



Station 14

- \* Station 3 - Jesus falls for first time
- \* Station 5 - Simon of Cyrene carries the cross
- \* Station 7 - Jesus falls for second time
- \* Station 9 - Jesus falls for third time
- \* Station 11 - Crucifixion, Jesus is nailed to cross
- \* Station 13 - Jesus' body is removed from the cross

- \* Station 4 - Jesus meets his mother
- \* Station 6 - Veronica wipes the face of Jesus
- \* Station 8 - Jesus meets daughters of Jerusalem
- \* Station 10 - Jesus is stripped of garments
- \* Station 12 - Jesus dies on cross
- \* Station 14 - Jesus is laid in tomb

\* *Note: All emblems shown are available in a range of sizes varying from 1" up to 16" for the longest dimension. This allows for scenes to be incorporated onto smaller memorials. Speak to our friendly staff for more information.*



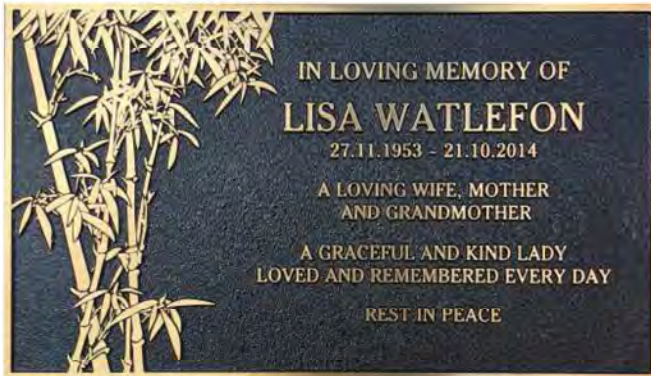
# Burial



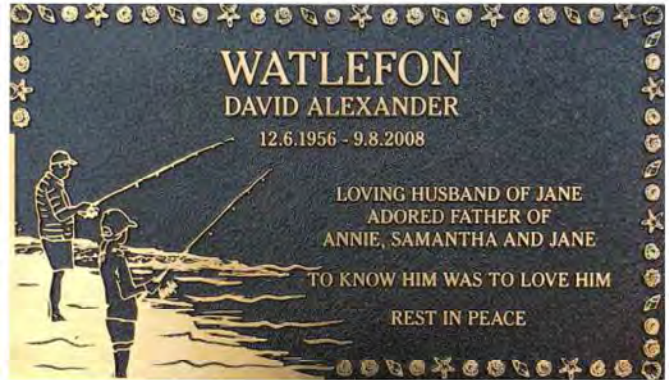
## Artisan Range



# Artisan Range



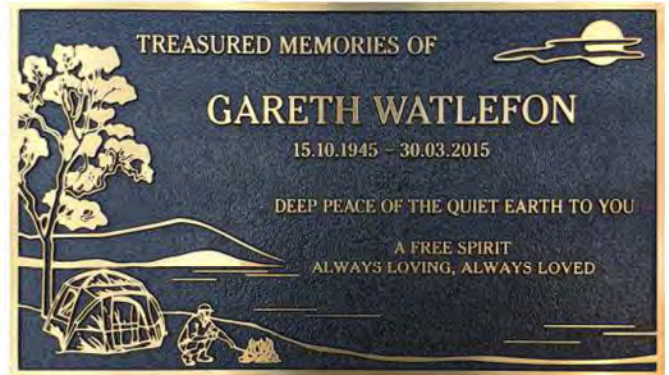
\* Bamboo



\* Beach Fishing



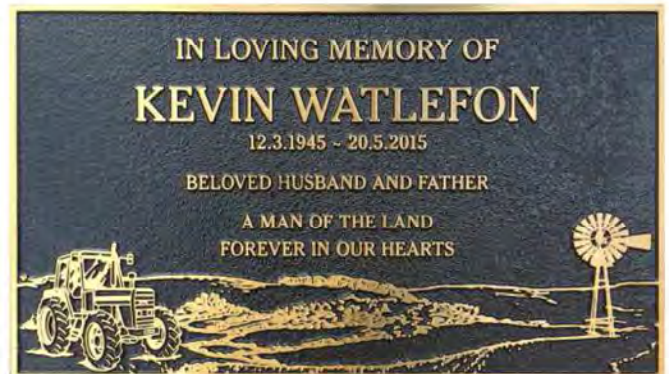
\* Beach Sunset



\* Camping



\* Dandelion



\* Farm

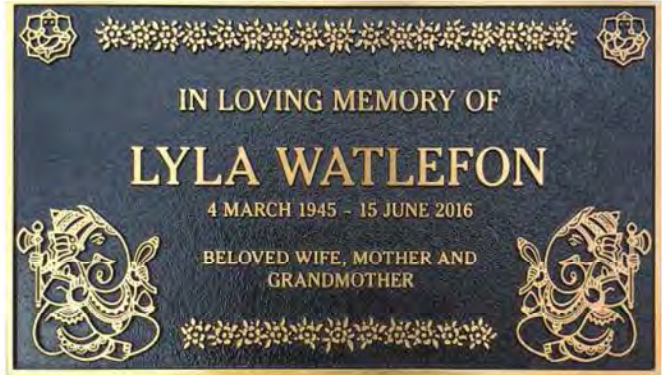
\* Note: All scenes are available on all sized markers and can include any design features such as colours and design edges. Scenes can be modified to suit specific customer requests (artwork charges will apply for changes).



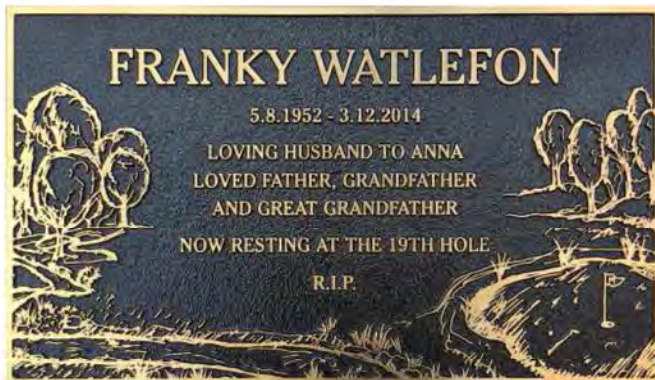
# Artisan Range



\* Fish Tank




\* Ganesh



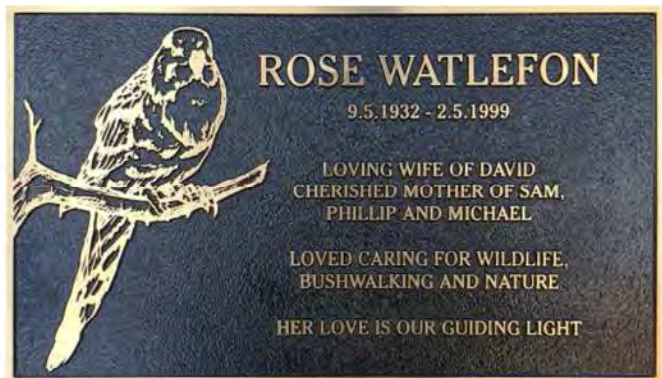
\* Golf



\* Grapes



\* Music

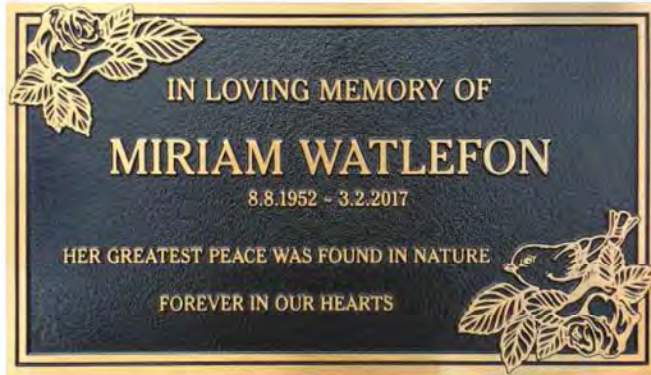


\* Rosella

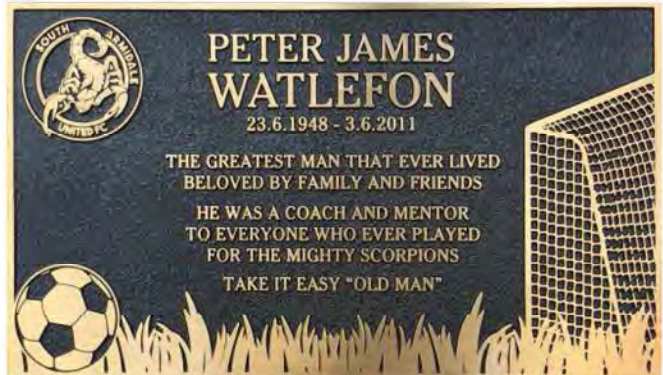
\* Note: All scenes are available on all sized markers and can include any design features such as colours and design edges. Scenes can be modified to suit specific customer requests (artwork charges will apply for changes).



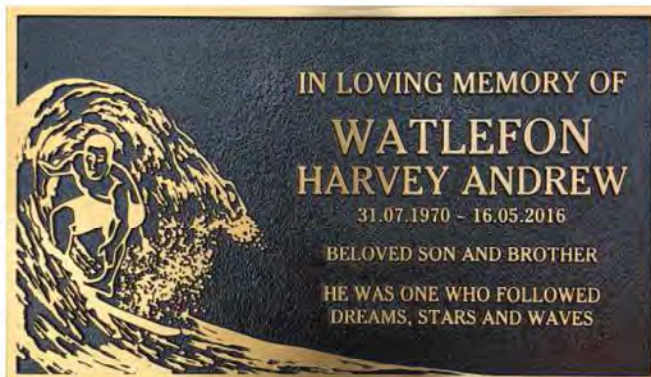
# Artisan Range



\* Rose and Birds



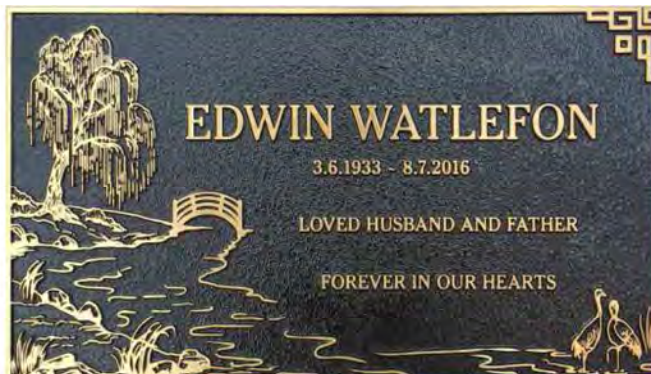
\* Soccer (Football)



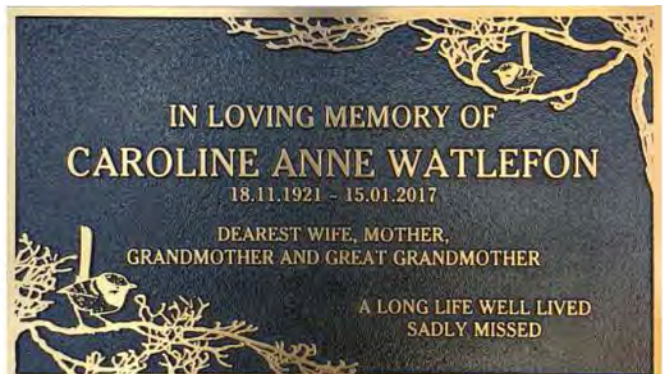
\* Surfer



\* Teddy



\* Willow Water



\* Wren

\* Note: All scenes are available on all sized markers and can include any design features such as colours and design edges. Scenes can be modified to suit specific customer requests (artwork charges will apply for changes).



# Burial



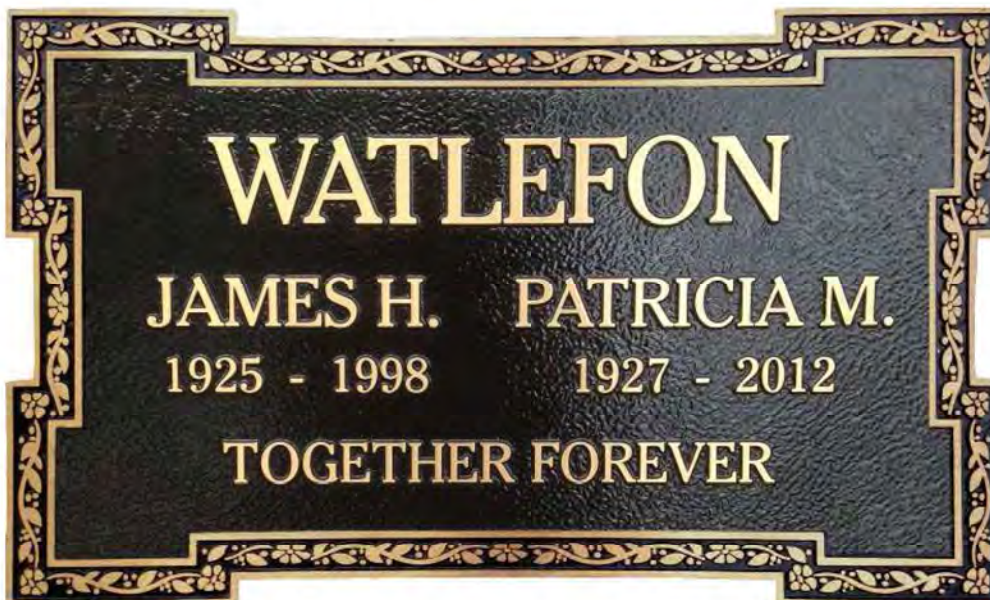
## Standard Range



## Standard Range



The Standard Range of memorials is simply starting with a blank canvas and designing a memorial from scratch. This range can use a wide range of design edges, borders, colors and emblems to personalize the memorial.





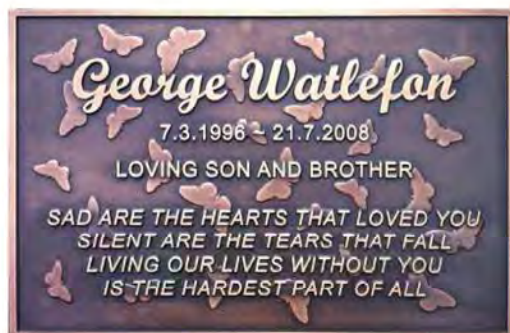
# Crypt & Niche



## Bronze Image Range



# Integrated Bronze Image



Custom Crypt & Niche memorials using the Bronze Image technology can transform your cremation wall or garden into a feature within your cemetery. Images can be standard or personalized as shown.

Features:

- Provide 1 Quality Photo
- Minimum 300 dpi
- Inscription in any font
- Add flat relief emblems





# Crypt & Niche



## Columbarium Wreaths



# Wreath Series



Wreath A



Wreath B



Wreath C

Phoenix offers 7 Columbarium Wreath styles with the 3 most popular shown.

Features:

- Single Cast with all inscription cast on the base plate.
- Companion with scrolls or date tabs added as required.

See below for sizes and options for each of the Wreath styles.

Wreath Plaques	Single	Companion
Wreath A	10.5" x 7.5" Full Date Scroll or Date Tab	Tri-Scroll, Date Tabs, Unicast Scrolls
Wreath B	10" x 7" Recessed Date Scrolls only	Date Tabs
Wreath C	9.5" x 8.5" Recessed Date Scrolls only	Recessed Unicast Scrolls only
Wreath D	11" x 8" Full Date Scroll or Date Tab	Tri-Scroll, Date Tabs, Unicast Scrolls
Wreath E	10" x 9" Full Date Scroll or Date Tab	Date Tabs or Unicast Scrolls
Wreath F	8" x 7" Full Date Scroll or Date Tab	Date Tabs or Unicast Scrolls
Wreath G	11" x 9" Recessed Date Scrolls only	Date Tabs



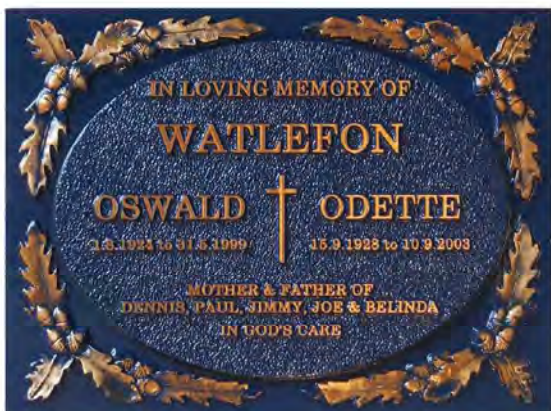
# Crypt & Niche



## Flower & Tree Series



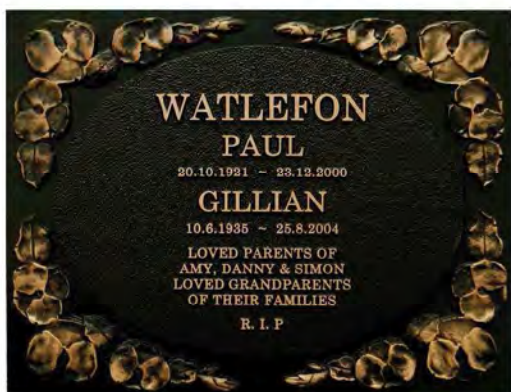
# Flower & Tree Series



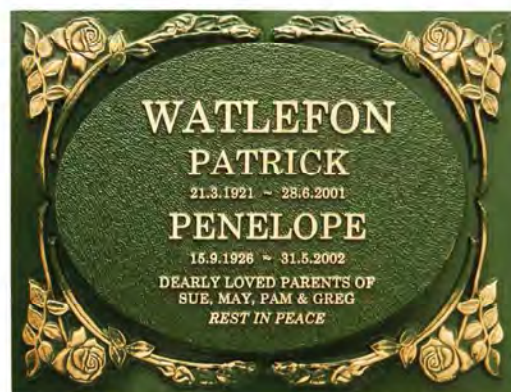
★ Oak Leaves



★ Centenary Pansies



★ Pansies



★ Roses

## *Sculptured Columbarium Plaques*

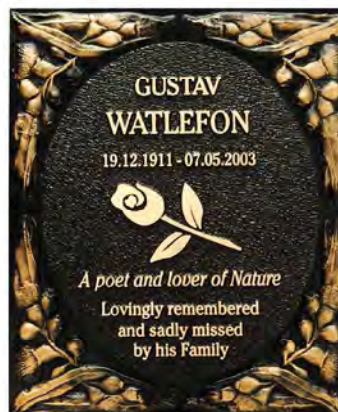
Sizes Available:

6" x 7"

9" x 7"

15" x 8.5"

15" x 11"



★ Gum Leaves



# Crypt & Niche



## Woodgrain Series



# Woodgrain Plaques



Using a natural bark background, this range of bronze plaques is becoming popular with those people wanting a memorial to blend in with the natural surroundings. Available in a range of sizes as listed below, the plaques are perfect for standard garden memorials or can be included on a Crypt or Niche of your choice.

Features:

- Single or Companion
- Vase options available
- Antique finish

Sizes available:

- 6" x 4"
- 7" x 5" (pictured)
- 7" x 6"
- 9" x 9"
- 11" x 11" (pictured)
- 14" x 5" (pictured)
- 15" x 8.5"
- 15" x 11"
- 24" x 16"
- 24" x 18"
- 24" x 30"
- (Note: Other sizes can be designed to suit your memorial requirement so please speak to our friendly staff to discuss further)

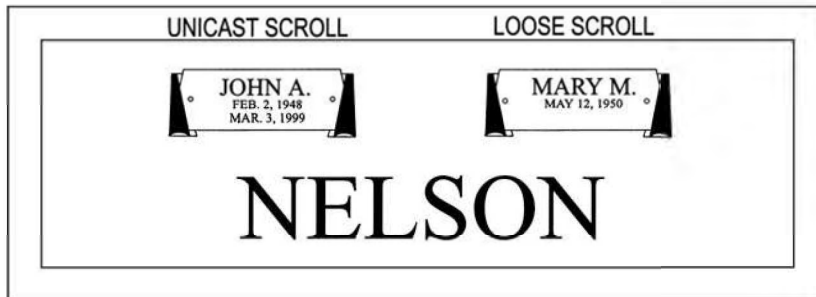


# Scrolls & Date Tabs



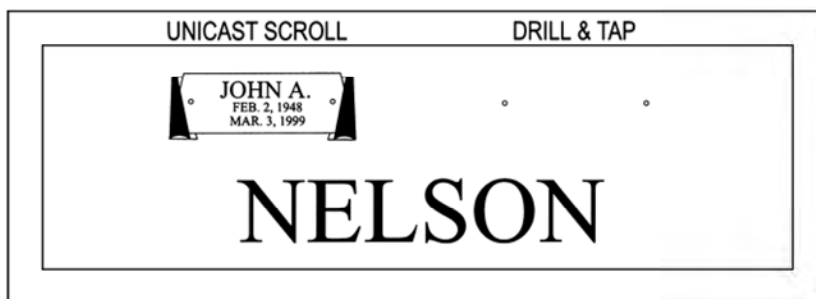


# Scrolls & Date Tabs




If you order unicast scrolls and one person is not deceased, that scroll will automatically be made a loose scroll at an additional charge.

Unicast scrolls are available with full dates as shown or year dates only.

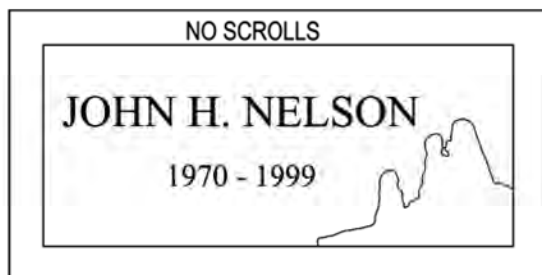


This layout with one unicast and one drill and tap leaves the option open to add the other scroll when required as well as the option to have full month, day, year dates.



This layout with tri-scrolls is the most common type of layout.

Tri-scrolls are cast with the memorial and include the given names and at least the birth years. The final dates can be added later and are no extra charge if ordered in the current year.



All inscription on a memorial background.



## Date Tabs & Tri Scrolls

---

Tri Scrolls and Date Tabs are used for pre-need so a year of death can be added at a later stage.




## Uniscroll & Ribbon Scrolls

---

Uniscrolls are used when all inscription required is available.

No inscription can be added to these scrolls once completed.





## Matching Scroll - Type B

---

Phoenix's range of Type B Scrolls are shaped as shown. These scrolls are available on all ranges of memorials in a wide range of sizes.



## Matching Scroll - Type M

---

Phoenix's range of Type M Scrolls are shaped as shown below. These scrolls are available on all ranges of memorials in a wide range of sizes.



# Design Features





# Plaque Size

---

Phoenix is proud to have a vast selection of plaque sizes to suit your requirements. As a basic rule, plaque size is specified by the maximum horizontal width and height, in that order. Plaques sizes range from 3" x 2".

# Edge Options

---

Phoenix offers a select range of edge variations.

Please contact our friendly customer service staff for size options




\* Rock



\* Painted Bevel




\* Polished Bevel



\* Woodgrain



\* Straight



\* Hammered

# Design Borders

Phoenix offers a range of flat relief design borders for all memorials. These borders are best suited to a straight edge plaque but can also be applied to other edge types as required.



Antique



Bar



Braided



Butterfly



Celtic



Chain



Checked



Dolphin



Dove



Feather



Grecian



Half Grecian



Leaf



Maple



Rabbit



Rope



Star



Teddy



Wave



Weave



Winged



# Background Colors

Phoenix offers a range of colored backgrounds to choose from as shown below.



*Other color options available on request.*

# Font Styles/Sizes

Times New Roman " ; 1 2 3 4 )  
 Cheltenham " ; 1 2 3 4 )  
 Arial " ; 1 2 3 4 )  
 Helvetica " ; 1 2 3 4 )  
 Century Schoolbook " ; 1 2 3 4 )  
 Futura " ; 1 2 3 4 )  
 Zapf Chancery " ; 1 2 3 4 )

All plaques start with computer artwork which allows for a wide range of font styles and sizes. The most popular fonts are Cheltenham, Helvetica, Century Schoolbook and Times New Roman (see example). Many other attractive fonts are available so please feel free to request your desired font to give your plaque or sign a personal touch.







# Emblems



**\* Our Most Popular Emblems**

- |                         |                          |                          |                          |                           |
|-------------------------|--------------------------|--------------------------|--------------------------|---------------------------|
| a BR101 - Rose          | f BR135 - Teddy Bear     | k BR305 - Rosebud        | p BR4198 - Climbing Rose | u BR4247 - Trees Left     |
| b BR107 - Praying Hands | g BR141 - Beetle         | l BR321 - Dancing Couple | q BR4202 - Oak Leaf      | v BR4248 - Trees Right    |
| c BR116 - Dove of Peace | h BR126 - Angel Reaching | m BR198 - Cat            | r BR138 - Golfer Male    | w BR161 - Crucifix        |
| d BR190 - Dog Labrador  | i BR160 - Fisherman      | n BR384 - Rosary         | s BR4214 - Clover        | x BR4288 - Rosary & Heart |
| e BR130 - Sea Shell     | j BR120 - Angel Kneeling | o BR4196 - Sacred Heart  | t BR4289 - Book          | y BR4310 - Rose & Cross   |

See our Emblem Library for a full range <https://emblems.bronzedots.com/>

# Vases





# Vases for Burial

Vases are available to be placed inside a select size of Lawn markers or as separate vase assemblies, which include a vase ring for placement into your desired location.



\* Uralla Vase



\* Uralla Rose Vase



\* Inscription Ring



\* Rockedge Ring



\* Plain Ring

# Vases for Crypt & Niche



\* Niche Side Lug Vase



\* Flush Vase



\* Tequila Vase



\* Bud Vase



\* BR334 Vase

Phoenix offers a wide range of Cremation Vases for placement on walls or into gardens. Most of these vases are small and will only incorporate buds or small flowers.

# Portraits






## Bronze Image Portraits

---

These are portraits that are a Bas Relief reproduction in cast bronze. They can be created from an original photograph by Phoenix's in-house designers. The portrait can then be incorporated into a bronze plaque or sign. The Bronze Image Portraits are available in a range of sizes starting at 3" x 2" and are all completed in Antique finish.



## Ceramic & Stainless Steel Portraits

---

Phoenix also offers ceramic and stainless steel photos for use on memorials. Although not as durable as the Bronze Image range these portraits are very popular for both ground and crypt memorials



\* Ceramic



\* Stainless Steel



\* Ceramic in Photo Ring

# Artistic Design

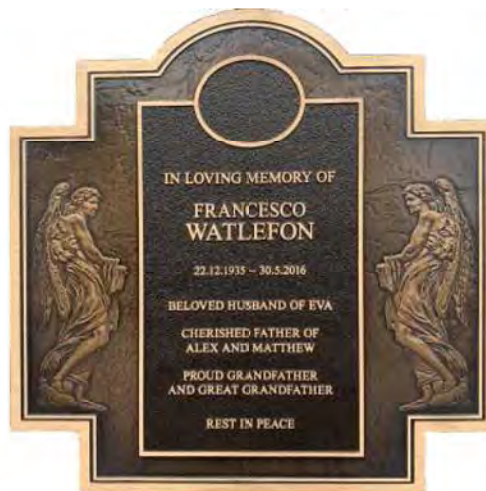



## Bronze / Granite Combination



# Bronze Granite Combinations

Phoenix is now pleased to offer our range of bronze granite combination memorials. This range includes a granite base and headstone coupled with a custom designed memorial. This option is proving popular amongst our many customers who are looking for a more upmarket memorial option.



# Artistic Design



## Group Memorial Tree



# Group Memorial Tree

Low cost design for the memorialisation or commemoration of people or events. Includes cast bronze tree trunk and the choice of a wide range of memorials including butterflies, dragonflies and leaves.



# Artistic Design



## Poppy Wreaths



# Poppy Wreaths

---

The Poppy Wreath is perfect to help commemorate significant events such as Veteran's memorials and Remembrance Day. Available in 2 sizes being 18" and 24" diameter these wreaths are manufactured in mild steel and powder coated to provide a long lasting finish.






# Architectural





Phoenix has been providing highly sophisticated architectural bronze plaques and signage since 1983. Architectural Plaques occupy a special place in history by ensuring that prominent people and events are permanently recorded in a beautiful and everlasting way. Areas for use include:

- Golf Course Signage
- House Signage
- Corporate Signage
- Government Signage




Canada

Norfolk  
COUNTY



The Port Rowan Wastewater Treatment Facility Upgrade & Expansion was completed in March 2012 with Investments by the Government of Canada and Norfolk County

Les améliorations et l'agrandissement de l'usine de traitement des eaux usées de Port Rowan ont été terminés en mars 2012 grâce aux investissements du gouvernement du Canada et du comté de Norfolk

Municipal Rural Infrastructure Fund  
Fonds sur l'infrastructure municipale rurale









# ARMISTICE CENTENARY

11<sup>th</sup> NOVEMBER 2018 MARKS 100 YEARS  
SINCE THE END OF WORLD WAR I  
WE REMEMBER THE BRAVE AUSTRALIAN  
MEN AND WOMEN WHO SERVED THIS COUNTRY  
THROUGH MANY CONFLICTS  
AND THOSE WHO PAID THE SUPREME SACRIFICE



LEST WE FORGET

Greenville  
PRIMARY SCHOOL



## CELEBRATING THE LAUNCH OF THE CURWOOD HALL AMENITIES UPGRADE

THIS FACILITY WAS BUILT BY THE CITY OF KINGSTON  
IN PARTNERSHIP WITH THE VICTORIAN GOVERNMENT

OPENED BY

HER WORSHIP THE MAYOR CR GEORGINA OXLEY, CITY OF KINGSTON  
SONYA KILKENNY MP, MEMBER FOR CARRUM

28 JULY 2019

COUNCILLORS

CR T. G. BARTH

CR T. S. BEARSLEY

CR R. A. BROWNLEES OAM

CR D. N. EDEN

CR G. D. GLEDHILL

CR G. J. HUA

CR S. E. STAIKOS

CR R. A. WEST OAM

MR J.A. NEVINS CHIEF EXECUTIVE OFFICER





Phoenix Foundry  
44 Duke St (PO Box 5)  
Uralla NSW 2350 Australia

Phone: +61 2 6738 2200

email: [orders@phoenixfoundry.com](mailto:orders@phoenixfoundry.com)

[www.phoenixfoundry.com](http://www.phoenixfoundry.com)

