


# STANDARD BURIAL PLAQUES




Phoenix Foundry cast bronze burial plaques are available in a range of sizes.

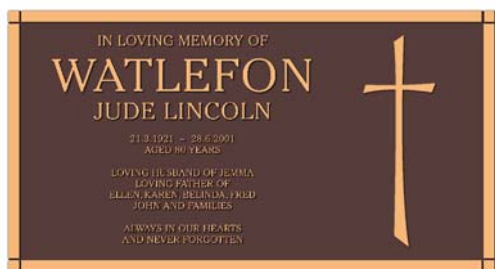
Most common sizes are:



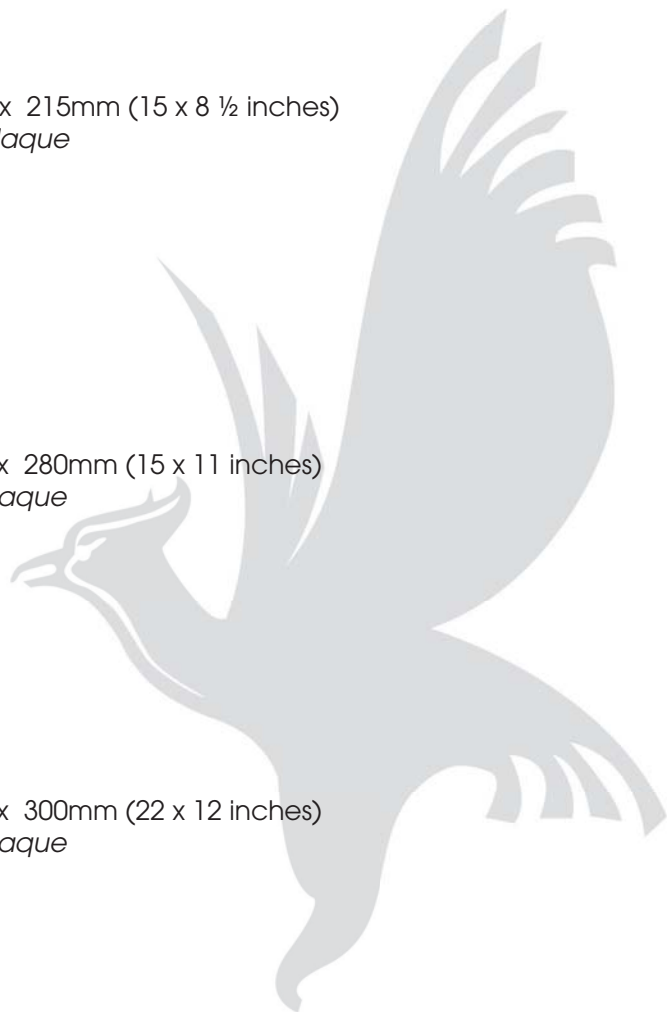
380mm x 215mm (15 x 8 ½ inches)  
*6 Line Plaque*



380mm x 280mm (15 x 11 inches)  
*8 Line Plaque*



560mm x 300mm (22 x 12 inches)  
*8 Line Plaque*



All design options are available including colours, motifs, and borders.

Appropriate fixing systems can be selected to suit all situations concrete beams and granite or concrete bases.

