


# RAISED BORDERS




These simple yet elegant borders are raised above the background surface and are polished to highlight the bronze metallic finish. They can be selected on any plaque.


The various options differ only in the design of the corner.

## >Options


Squared



Solid




Angular




Squared Angular




Nicked



Round Inner




Round



Scalloped



Double Scalloped



These raised borders can be designed in any width to suit the plaque size

Suggested border widths are :

Plaque Size	Border Width
Up to 4" x 4"	1/8"
Up to 12" x 12"	1/4" - 1/2"
Above 12" x 12"	1/2"

