



PLAQUE SHAPES



While the vast majority of cast bronze memorial plaques are rectangular, many other options are possible. Regardless of the shape, the plaque size is specified by the maximum Horizontal Width and Height. Our convention is that **width** then **height** are specified in that order.

> Typically plaques tend to be rectangular and landscape. Simple variations like rounded corners can change the whole look of a plaque. The casting process can produce an enormous variety of shapes and facilitate the addition of accessories like photo frames and vases.



'Rectangular'



'Rounded Rectangle'



'Square with Vase Hole'

> Plaques can also replicate object forms like a scroll or book.

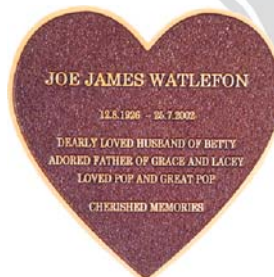


'Scroll'



'Book'

> Not all plaques have straight sides.....some combine curves and angles.



'Heart'



'Curved Top'



'Round'

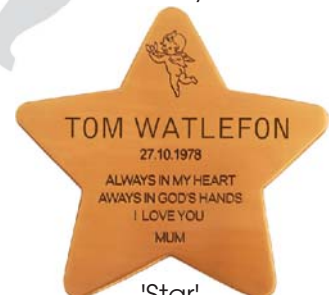


'Oval'

> Use your imagination and create something that captures the essence of the story you want to tell in everlasting bronze.



'Teddy'



'Star'

