
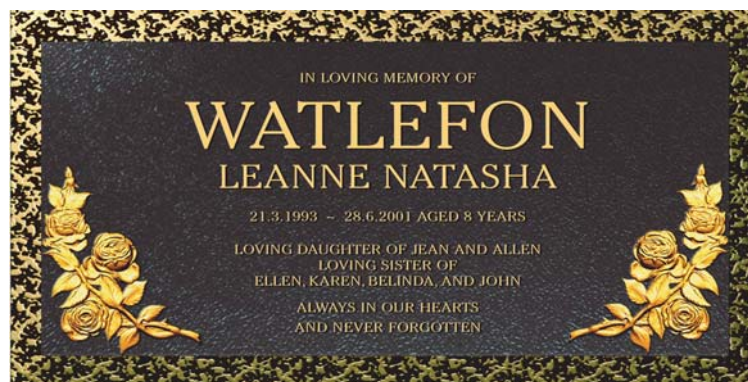


## LAWN MARKER DESIGN OVERVIEW



### Overview

The Sculpture Series is a collection of approximately 50 hand crafted bas relief scenes. All scenes are available on single or companion lawn markers in a wide range of sizes. Each scene can be combined with your choice of edge, border, background colour and any additional flat or bas relief emblems to create a truly unique memorial for your loved one. Vases can also be added to lawn marker sizes 24 x 14 and greater.



> Sizes available for lawn markers include (Note: Others sizes may be available on request):


16 x 10	18 x 10	20 x 12	22 x 10	22 x 12	24 x 12	24 x 14
24 x 16	24 x 18	24 x 30	28 x 16	32 x 13	34 x 14	36 x 13
		44 x 13	44 x 14	48 x 18		

> Lawn markers are available in a range of edge variations including:

**Rock**



**Wood**



**Elite Painted Bevel**



**Straight**  
(set depth of 19/32")



> All images on the following pages are of single 24 x 12 markers.

> Scene sizes will vary depending on the lawn marker size required.

To see our entire range of Designs, Vases, Edges, Borders, Motifs and Colours visit  
[www.phoenixfoundry.com](http://www.phoenixfoundry.com)



> cast bronze plaques and artistic castings